

# 2023 MAJOR COUNTY ASSESSOR'S OFFICE REPORT TO THE EXCISE BOARD

07/24/2023

## City/Village

DISTRICT	DESCRIPTION	PERSONAL PROPERTY	REAL PROPERTY	PUBLIC SERVICE	TOTAL VALUATION	HOMESTEAD EXEMPTIONS	OTHER EXEMPTIONS	NET VALUATION
T01	I-92A Ames City	220,048	808,790	269,072	1,297,910	54,397	0	1,243,513
T02	I-4C Cleo City	47,325	880,407	247,587	1,175,319	69,947	17,407	1,087,965
T03	I-84F FVW City	2,671,581	14,488,360	382,475	17,542,416	541,623	29,432	16,971,361
T04	I-1M Meno City	234,649	844,839	120,272	1,199,760	43,000	0	1,156,760
T05	I-1R Rngwd City	272,731	1,719,172	387,125	2,379,028	84,000	0	2,295,028
T06	J-8 Seiling City	66,725	992,435	5,061	1,064,221	1,000	0	1,063,221
<b>CITY/VILLAGE TOTAL VALUATION</b>		<b>3,513,059</b>	<b>19,734,003</b>	<b>1,411,592</b>	<b>24,658,654</b>	<b>793,967</b>	<b>46,839</b>	<b>23,817,848</b>

## County

DISTRICT	DESCRIPTION	PERSONAL PROPERTY	REAL PROPERTY	PUBLIC SERVICE	TOTAL VALUATION	HOMESTEAD EXEMPTIONS	OTHER EXEMPTIONS	NET VALUATION
C001	Major County General	64,730,902	59,577,162	62,578,768	186,886,832	1,839,110	248,955	184,798,767
<b>COUNTY TOTAL VALUATION</b>		<b>64,730,902</b>	<b>59,577,162</b>	<b>62,578,768</b>	<b>186,886,832</b>	<b>1,839,110</b>	<b>248,955</b>	<b>184,798,767</b>

## Fire-District

DISTRICT	DESCRIPTION	PERSONAL PROPERTY	REAL PROPERTY	PUBLIC SERVICE	TOTAL VALUATION	HOMESTEAD EXEMPTIONS	OTHER EXEMPTIONS	NET VALUATION
EMS1	EMS-1	63,474,901	58,563,353	61,858,289	183,896,543	1,807,419	248,955	181,840,169
EMS2	EMS-2	1,256,001	1,013,809	720,479	2,990,289	31,691	0	2,958,598
<b>FIRE-DISTRICT TOTAL VALUATION</b>		<b>64,730,902</b>	<b>59,577,162</b>	<b>62,578,768</b>	<b>186,886,832</b>	<b>1,839,110</b>	<b>248,955</b>	<b>184,798,767</b>

## School

DISTRICT	DESCRIPTION	PERSONAL PROPERTY	REAL PROPERTY	PUBLIC SERVICE	TOTAL VALUATION	HOMESTEAD EXEMPTIONS	OTHER EXEMPTIONS	NET VALUATION
I001	I-1 Ringwood	7,534,264	11,214,402	4,972,072	23,720,738	410,000	104,423	23,206,315
I004	I-4 Aline-Cleo	2,644,836	3,946,423	8,717,630	15,308,889	173,947	17,407	15,117,535
I084	I-84 Fairview	23,540,130	25,677,579	3,578,719	52,796,428	868,491	113,972	51,813,965
I092	I-92 Cimarron	11,525,934	7,583,228	36,701,844	55,811,006	170,397	0	55,640,609
JT02	J-2 Mooreland	602,350	431,904	347,767	1,382,021	1,000	0	1,381,021
JT03	J-3 Waynoka	6,378,510	2,365,647	3,360,917	12,105,074	29,000	0	12,076,074
JT08	J-8 Seiling	9,144,373	5,803,933	3,513,782	18,462,088	110,584	13,153	18,338,351
JT09	J-9 Okeene	1,677,921	1,127,333	227,361	3,032,615	27,000	0	3,005,615

# 2023 MAJOR COUNTY ASSESSOR'S OFFICE REPORT TO THE EXCISE BOARD

07/24/2023

JT105	J-105 Canton	1,256,001	1,013,809	720,479	2,990,289	31,691	0	2,958,598
JT16	J-16 Hennessey	65,639	25,925	7,402	98,966	1,000	0	97,966
JT42	J-42 Chisholm	35,128	46,975	5,862	87,965	0	0	87,965
JT85	J-85 Drummond	120,064	66,574	298,864	485,502	3,000	0	482,502
JT93	J-93 Timberlake	205,752	273,430	126,069	605,251	13,000	0	592,251
<b>SCHOOL TOTAL VALUATION</b>		<b>64,730,902</b>	<b>59,577,162</b>	<b>62,578,768</b>	<b>186,886,832</b>	<b>1,839,110</b>	<b>248,955</b>	<b>184,798,767</b>

## Vo-Tech

DISTRICT	DESCRIPTION	PERSONAL PROPERTY	REAL PROPERTY	PUBLIC SERVICE	TOTAL VALUATION	HOMESTEAD EXEMPTIONS	OTHER EXEMPTIONS	NET VALUATION
V-10	NORTHWEST TECH CENTER	53,049,776	51,880,385	25,572,198	130,502,359	1,665,713	248,955	128,587,691
V-15	AUTRY TECH CENTER	11,681,126	7,696,777	37,006,570	56,384,473	173,397	0	56,211,076
<b>VO-TECH TOTAL VALUATION</b>		<b>64,730,902</b>	<b>59,577,162</b>	<b>62,578,768</b>	<b>186,886,832</b>	<b>1,839,110</b>	<b>248,955</b>	<b>184,798,767</b>

I, JENNY CORKERY, Assessor of Major County Oklahoma, do hereby certify that the foregoing is a true and correct statement of valuations for Real Estate, Personal Property, Public Service and Homestead Exemptions as certified by the State Board of Equalization and shown by the records in the County Assessor's office. Subscribed by my name and affixed the seal of the County Assessor's office on this day of 07/24/2023.

State of Oklahoma )  
 ) SS  
 Major County )

*Jenny Corkery*

7/31/23  
Date

JENNY CORKERY  
 County Assessor  
 Major County



Seal

I, SAMIEJO ELLIOTT, County Clerk of Major County Oklahoma, do hereby certify that the above is a true, correct and complete list of the valuations of Major County Oklahoma as certified by the Major County Assessor's office.

*Samiejo Elliott*



SAMIEJO ELLIOTT  
 County Clerk  
 Major County

Seal

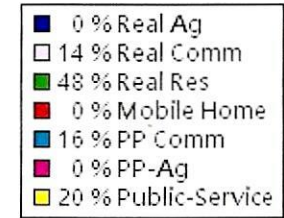
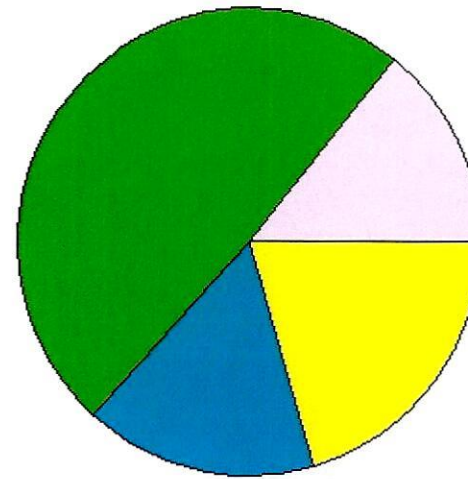
Excise Board:

*[Signature]*

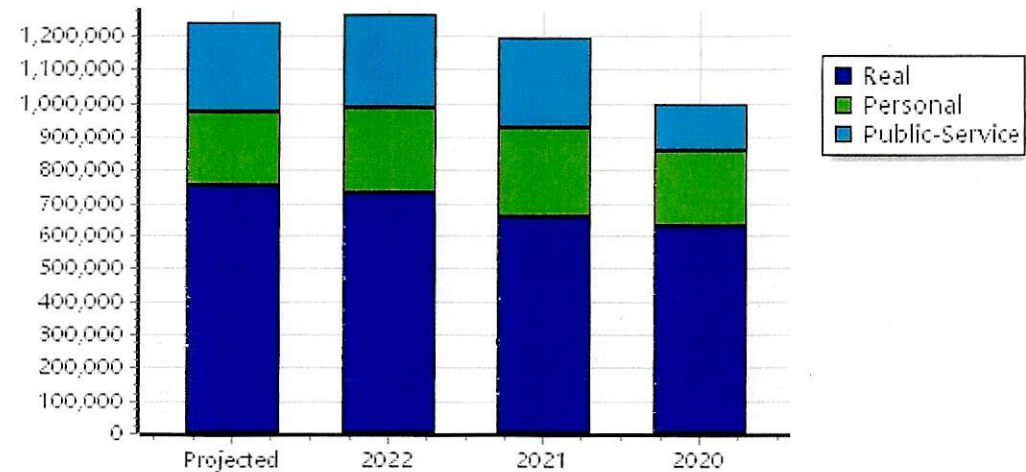
*Mich Zimmerman*

7/31/23  
Date

Real	Count	Value
Agricultural	17	5,611
Commercial	26	189,640
Residential	138	613,539
<b>Total Real Value</b>	<b>181</b>	<b>808,790</b>
Homestead	54	54,397
Veteran	0	0
Other	0	0
<b>Total Exempt</b>	<b>55</b>	<b>54,397</b>
<b>TIF Increment Value</b>		
<b>Net Assessed</b>		<b>754,393</b>
<b>Net Assessed Under Protest</b>		
Senior Freeze	7	41,883
Capped Parcels	166	495,996



Personal	Count	Value
Agricultural	0	0
Commercial	14	219,369
Mobile Home	1	679
<b>Total Personal</b>	<b>15</b>	<b>220,048</b>
<b>Total Exempt</b>	<b>0</b>	<b>0</b>
<b>TIF Increment Value</b>		
<b>Net Assessed</b>		<b>220,048</b>
<b>Net Assessed Under Protest</b>		
Public Service	Count	Value
<b>Total PS Value</b>	<b>10</b>	<b>269,072</b>
<b>TIF Increment Value</b>		
<b>Net Assessed</b>		<b>269,072</b>



District Totals	
Total Gross Value	1,297,910
Homestead Loss	54,397
Other Exemption Loss	0
<b>TIF Increment Value</b>	
<b>Retained TIF Value</b>	
<b>Net Assessed Value</b>	<b>1,243,513</b>
<b>Net Assessed Under Protest</b>	

\* Public Service Protests Values are not included on this report.

Real	Count	Value
Agricultural	4	1,428
Commercial	22	84,206
Residential	201	794,773
<b>Total Real Value</b>	<b>227</b>	<b>880,407</b>
Homestead	70	69,947
Veteran	2	17,407
Other	0	0
<b>Total Exempt</b>	<b>72</b>	<b>87,354</b>

**TIF Increment Value**

**Net Assessed** 793,053

**Net Assessed Under Protest**

Senior Freeze	4	6,810
Capped Parcels	79	242,384

Personal	Count	Value
Agricultural	1	1,428
Commercial	11	45,337
Mobile Home	2	560
<b>Total Personal</b>	<b>14</b>	<b>47,325</b>
<b>Total Exempt</b>	<b>0</b>	<b>0</b>

**TIF Increment Value**

**Net Assessed** 47,325

**Net Assessed Under Protest**

Public Service	Count	Value
<b>Total PS Value</b>	<b>9</b>	<b>247,587</b>

**TIF Increment Value**

**Net Assessed** 247,587

**District Totals**

Total Gross Value	1,175,319
Homestead Loss	69,947
Other Exemption Loss	17,407

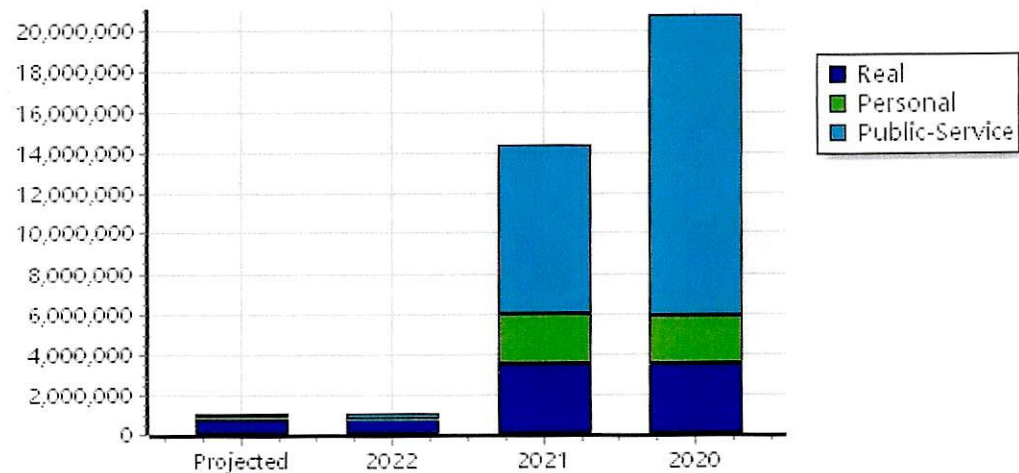
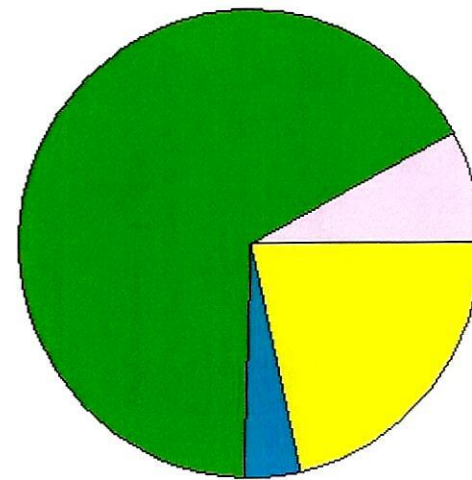
**TIF Increment Value**

**Retained TIF Value**

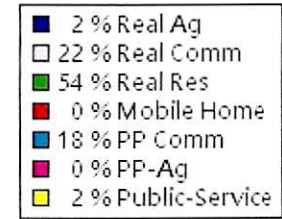
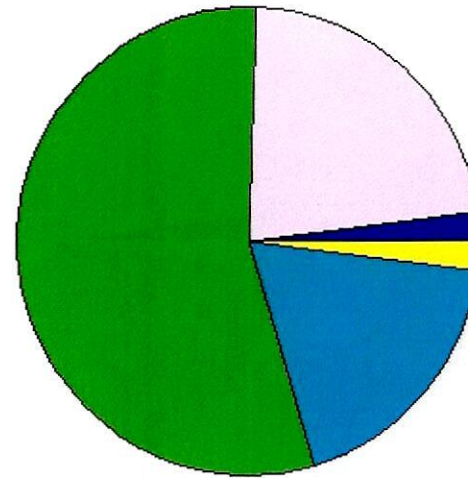
**Net Assessed Value** 1,087,965

**Net Assessed Under Protest**

\* Public Service Protests Values are not included on this report.



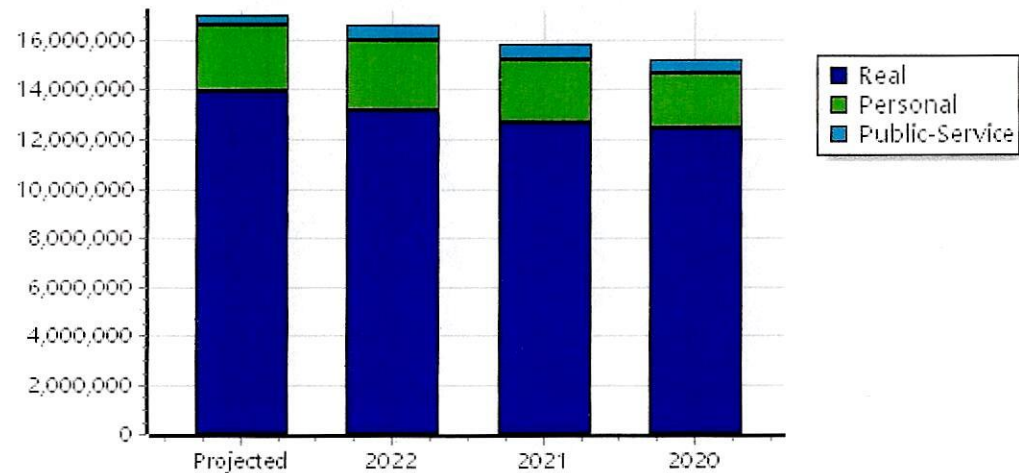
Real	Count	Value
Agricultural	58	444,185
Commercial	262	4,149,307
Residential	1,279	9,894,868
<b>Total Real Value</b>	<b>1,599</b>	<b>14,488,360</b>
Homestead	534	541,623
Veteran	4	29,432
Other	0	0
<b>Total Exempt</b>	<b>547</b>	<b>571,055</b>



**TIF Increment Value**

<b>Net Assessed</b>	<b>13,917,305</b>
<b>Net Assessed Under Protest</b>	
Senior Freeze	37
Capped Parcels	1,348
	124,027
	7,404,116

Personal	Count	Value
Agricultural	14	78,687
Commercial	200	3,152,739
Mobile Home	16	28,968
<b>Total Personal</b>	<b>230</b>	<b>3,260,394</b>
<b>Total Exempt</b>	<b>1</b>	<b>588,813</b>



**TIF Increment Value**

<b>Net Assessed</b>	<b>2,671,581</b>
<b>Net Assessed Under Protest</b>	

Public Service	Count	Value
<b>Total PS Value</b>	<b>9</b>	<b>382,475</b>
<b>TIF Increment Value</b>		
<b>Net Assessed</b>		<b>382,475</b>

District Totals	
Total Gross Value	18,131,229
Homestead Loss	541,623
Other Exemption Loss	618,245
<b>TIF Increment Value</b>	
<b>Retained TIF Value</b>	
<b>Net Assessed Value</b>	<b>16,971,361</b>
<b>Net Assessed Under Protest</b>	

\* Public Service Protests Values are not included on this report.

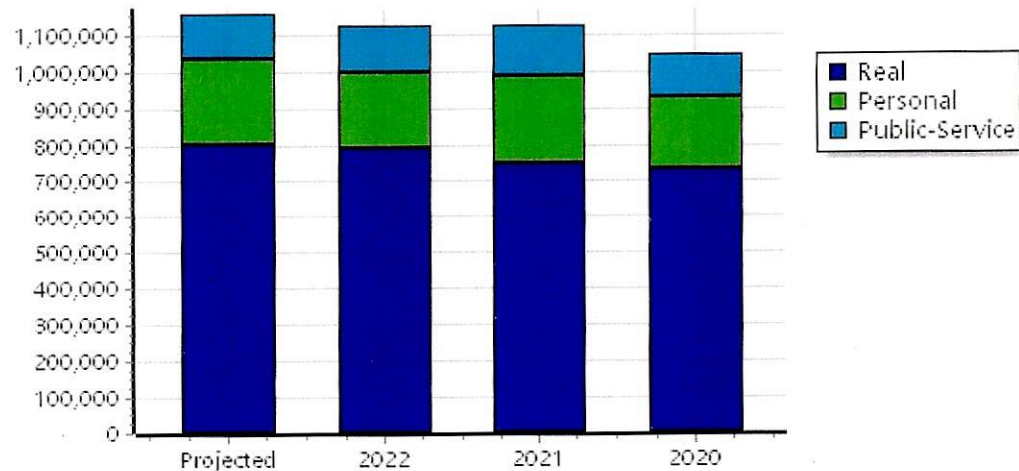
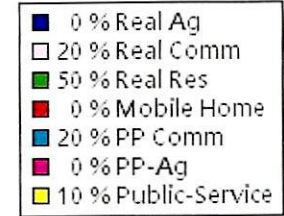
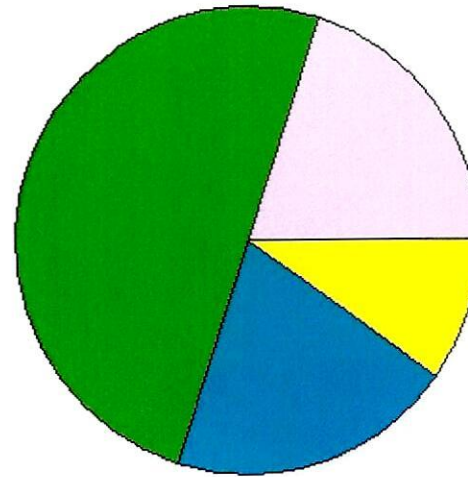
Real	Count	Value
Agricultural	0	0
Commercial	20	235,050
Residential	107	609,789
<b>Total Real Value</b>	<b>127</b>	<b>844,839</b>
Homestead	43	43,000
Veteran	0	0
Other	0	0
<b>Total Exempt</b>	<b>43</b>	<b>43,000</b>
<b>TIF Increment Value</b>		
<b>Net Assessed</b>		<b>801,839</b>
<b>Net Assessed Under Protest</b>		
Senior Freeze	1	0
Capped Parcels	44	343,324

Personal	Count	Value
Agricultural	1	287
Commercial	14	234,362
Mobile Home	0	0
<b>Total Personal</b>	<b>15</b>	<b>234,649</b>
<b>Total Exempt</b>	<b>0</b>	<b>0</b>

<b>TIF Increment Value</b>		
<b>Net Assessed</b>		<b>234,649</b>
<b>Net Assessed Under Protest</b>		
Public Service	Count	Value
<b>Total PS Value</b>	<b>7</b>	<b>120,272</b>
<b>TIF Increment Value</b>		
<b>Net Assessed</b>		<b>120,272</b>

District Totals	
Total Gross Value	1,199,760
Homestead Loss	43,000
Other Exemption Loss	0
<b>TIF Increment Value</b>	
<b>Retained TIF Value</b>	
<b>Net Assessed Value</b>	<b>1,156,760</b>
<b>Net Assessed Under Protest</b>	

\* Public Service Protests Values are not included on this report.



Real	Count	Value
Agricultural	0	0
Commercial	31	361,343
Residential	195	1,357,829
<b>Total Real Value</b>	<b>226</b>	<b>1,719,172</b>

Homestead	84	84,000
Veteran	0	0
Other	0	0
<b>Total Exempt</b>	<b>84</b>	<b>84,000</b>

**TIF Increment Value**

**Net Assessed** 1,635,172

**Net Assessed Under Protest**

Senior Freeze	2	2,489
Capped Parcels	81	453,786

Personal	Count	Value
Agricultural	0	0
Commercial	24	237,698
Mobile Home	17	35,033
<b>Total Personal</b>	<b>41</b>	<b>272,731</b>

**Total Exempt** 0 0

**TIF Increment Value**

**Net Assessed** 272,731

**Net Assessed Under Protest**

Public Service	Count	Value
<b>Total PS Value</b>	<b>9</b>	<b>387,125</b>

**TIF Increment Value**

**Net Assessed** 387,125

**District Totals**

Total Gross Value	2,379,028
Homestead Loss	84,000
Other Exemption Loss	0

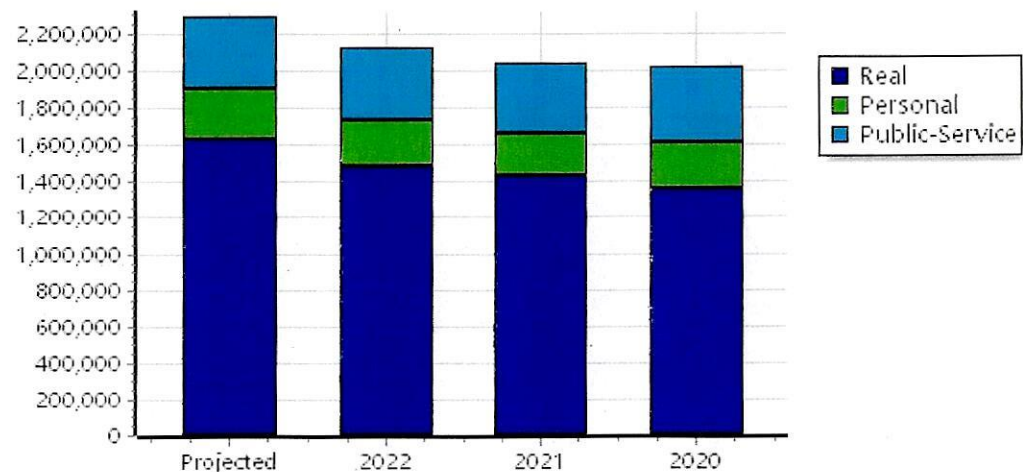
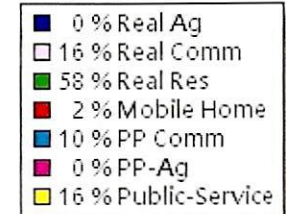
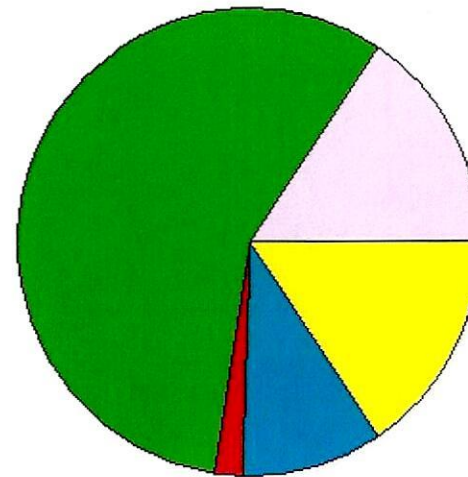
**TIF Increment Value**

**Retained TIF Value**

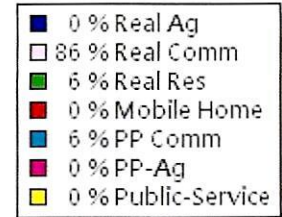
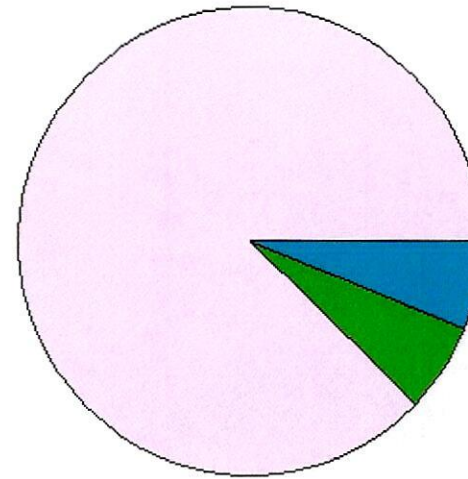
**Net Assessed Value** 2,295,028

**Net Assessed Under Protest**

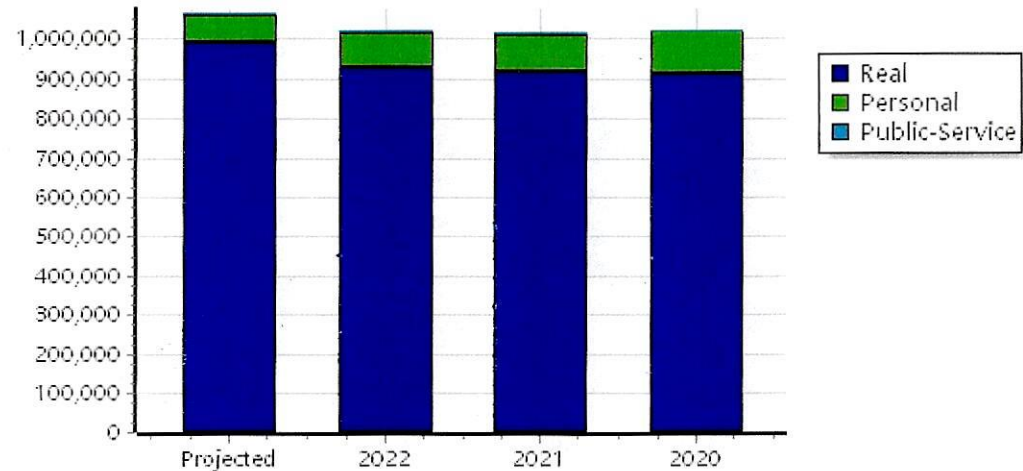
\* Public Service Protests Values are not included on this report.



Real	Count	Value
Agricultural	1	670
Commercial	2	922,705
Residential	1	69,060
<b>Total Real Value</b>	<b>4</b>	<b>992,435</b>
Homestead	1	1,000
Veteran	0	0
Other	0	0
<b>Total Exempt</b>	<b>1</b>	<b>1,000</b>
<b>TIF Increment Value</b>		
<b>Net Assessed</b>		<b>991,435</b>
<b>Net Assessed Under Protest</b>		
Senior Freeze	0	0
Capped Parcels	1	4,099



Personal	Count	Value
Agricultural	0	0
Commercial	3	66,725
Mobile Home	0	0
<b>Total Personal</b>	<b>3</b>	<b>66,725</b>
<b>Total Exempt</b>	<b>0</b>	<b>0</b>
<b>TIF Increment Value</b>		
<b>Net Assessed</b>		<b>66,725</b>
<b>Net Assessed Under Protest</b>		
<b>Public Service</b>	<b>Count</b>	<b>Value</b>
<b>Total PS Value</b>	<b>2</b>	<b>5,061</b>
<b>TIF Increment Value</b>		
<b>Net Assessed</b>		<b>5,061</b>



<b>District Totals</b>	
Total Gross Value	1,064,221
Homestead Loss	1,000
Other Exemption Loss	0
<b>TIF Increment Value</b>	
<b>Retained TIF Value</b>	
<b>Net Assessed Value</b>	<b>1,063,221</b>
<b>Net Assessed Under Protest</b>	

\* Public Service Protests Values are not included on this report.



Real	Count	Value
Agricultural	4,959	22,182,879
Commercial	481	11,786,421
Residential	3,101	25,607,862
<b>Total Real Value</b>	<b>8,541</b>	<b>59,577,162</b>
Homestead	1,819	1,839,110
Veteran	16	248,955
Other	0	0
<b>Total Exempt</b>	<b>1,857</b>	<b>2,088,065</b>

**TIF Increment Value**

<b>Net Assessed</b>		<b>57,489,097</b>
<b>Net Assessed Under Protest</b>	<b>0</b>	<b>0</b>
Senior Freeze	106	328,450
Capped Parcels	3,854	15,185,095

Personal	Count	Value
Agricultural	644	6,250,983
Commercial	585	58,544,381
Mobile Home	149	524,351
<b>Total Personal</b>	<b>1,378</b>	<b>65,319,715</b>
<b>Total Exempt</b>	<b>1</b>	<b>588,813</b>

**TIF Increment Value**

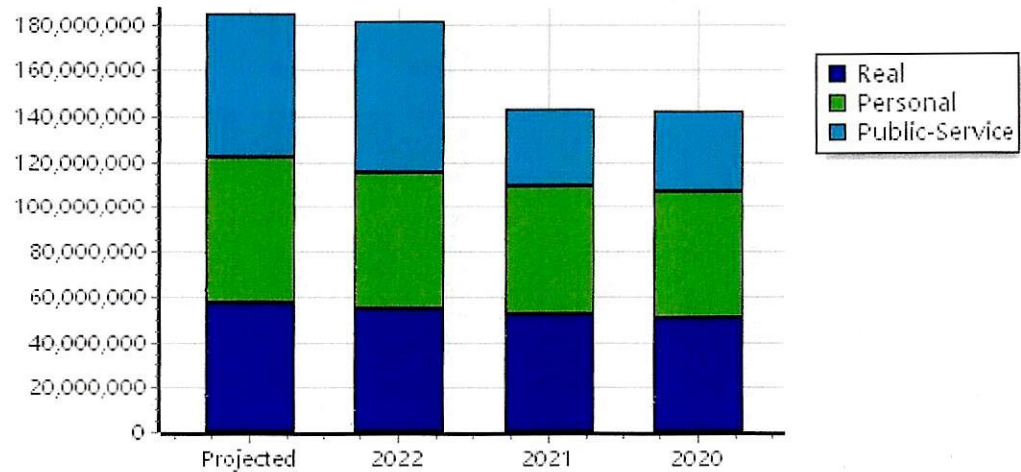
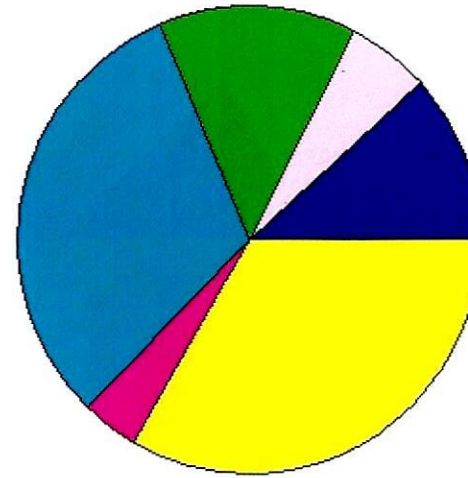
<b>Net Assessed</b>		<b>64,730,902</b>
<b>Net Assessed Under Protest</b>	<b>24</b>	<b>14,338,936</b>

Public Service	Count	Value
<b>Total PS Value</b>	<b>183</b>	<b>62,578,768</b>
<b>TIF Increment Value</b>		
<b>Net Assessed</b>		<b>62,578,768</b>

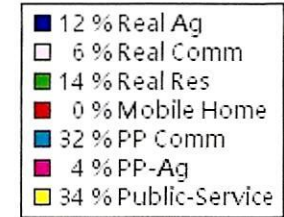
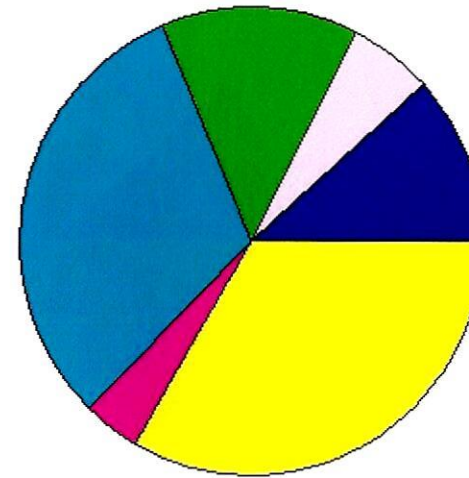
**District Totals**

Total Gross Value	187,475,645
Homestead Loss	1,839,110
Other Exemption Loss	837,768
<b>TIF Increment Value</b>	
<b>Retained TIF Value</b>	
<b>Net Assessed Value</b>	<b>184,798,767</b>
<b>Net Assessed Under Protest</b>	<b>14,338,936</b>

\* Public Service Protests Values are not included on this report.



Real	Count	Value
Agricultural	4,815	21,761,079
Commercial	476	11,532,880
Residential	3,055	25,269,394
<b>Total Real Value</b>	<b>8,346</b>	<b>58,563,353</b>
Homestead	1,787	1,807,419
Veteran	16	248,955
Other	0	0
<b>Total Exempt</b>	<b>1,825</b>	<b>2,056,374</b>



**TIF Increment Value**

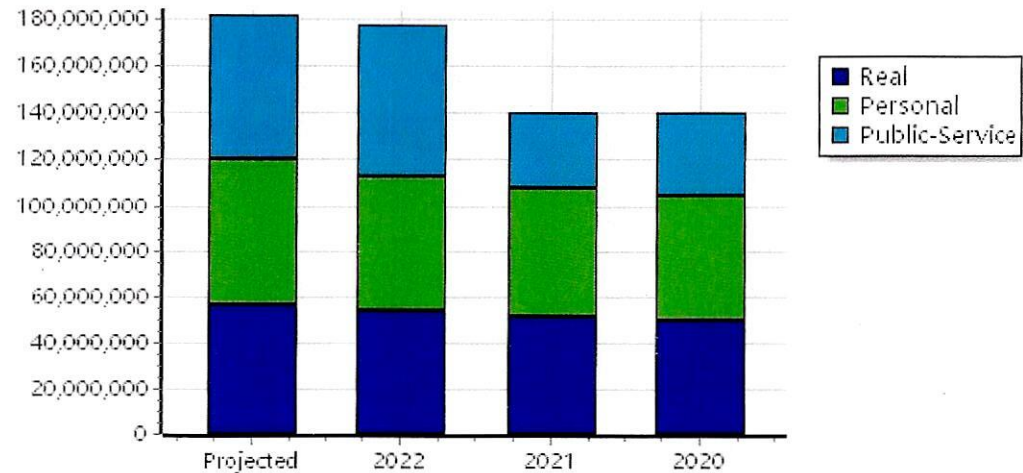
<b>Net Assessed</b>	<b>56,506,979</b>
<b>Net Assessed Under Protest</b>	<b>0</b>
Senior Freeze	104
Capped Parcels	3,758

Personal	Count	Value
Agricultural	632	6,211,361
Commercial	570	57,336,352
Mobile Home	145	516,001
<b>Total Personal</b>	<b>1,347</b>	<b>64,063,714</b>
<b>Total Exempt</b>	<b>1</b>	<b>588,813</b>

**TIF Increment Value**

<b>Net Assessed</b>	<b>63,474,901</b>
<b>Net Assessed Under Protest</b>	<b>22</b>

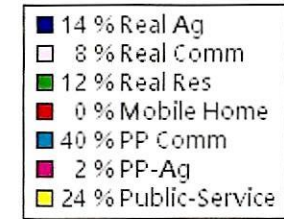
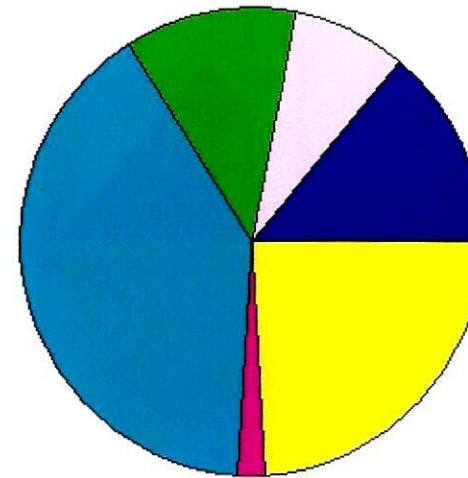
Public Service	Count	Value
<b>Total PS Value</b>	<b>176</b>	<b>61,858,289</b>
<b>TIF Increment Value</b>		
<b>Net Assessed</b>		<b>61,858,289</b>



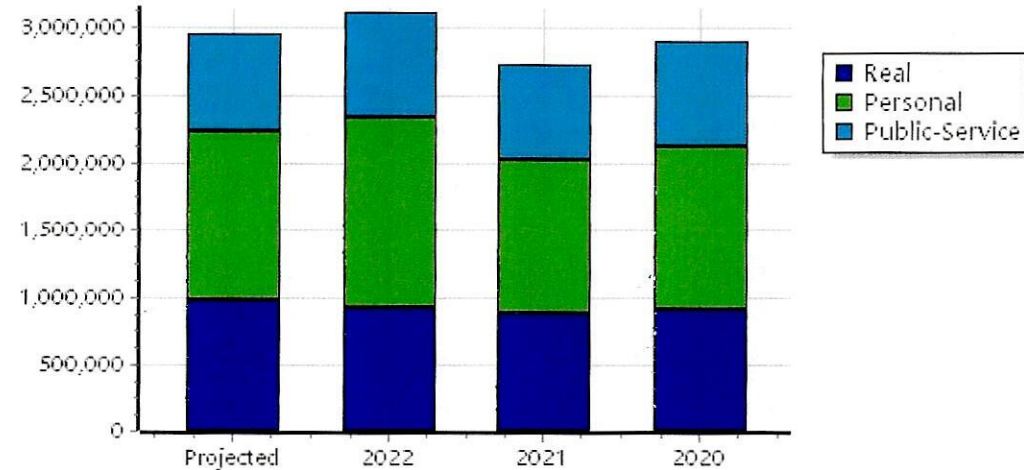
District Totals	
Total Gross Value	184,485,356
Homestead Loss	1,807,419
Other Exemption Loss	837,768
<b>TIF Increment Value</b>	
<b>Retained TIF Value</b>	
<b>Net Assessed Value</b>	<b>181,840,169</b>
<b>Net Assessed Under Protest</b>	<b>14,106,882</b>

\* Public Service Protests Values are not included on this report.

Real	Count	Value
Agricultural	144	421,800
Commercial	5	253,541
Residential	46	338,468
<b>Total Real Value</b>	<b>195</b>	<b>1,013,809</b>
Homestead	32	31,691
Veteran	0	0
Other	0	0
<b>Total Exempt</b>	<b>32</b>	<b>31,691</b>
<b>TIF Increment Value</b>		
<b>Net Assessed</b>		<b>982,118</b>
<b>Net Assessed Under Protest</b>	<b>0</b>	<b>0</b>
Senior Freeze	2	3,486
Capped Parcels	96	351,937



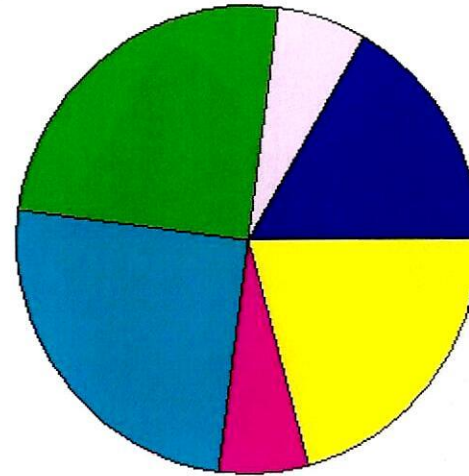
Personal	Count	Value
Agricultural	12	39,622
Commercial	15	1,208,029
Mobile Home	4	8,350
<b>Total Personal</b>	<b>31</b>	<b>1,256,001</b>
<b>Total Exempt</b>	<b>0</b>	<b>0</b>
<b>TIF Increment Value</b>		
<b>Net Assessed</b>		<b>1,256,001</b>
<b>Net Assessed Under Protest</b>	<b>2</b>	<b>232,054</b>
<b>Public Service</b>		
<b>Total PS Value</b>	<b>7</b>	<b>720,479</b>
<b>TIF Increment Value</b>		
<b>Net Assessed</b>		<b>720,479</b>



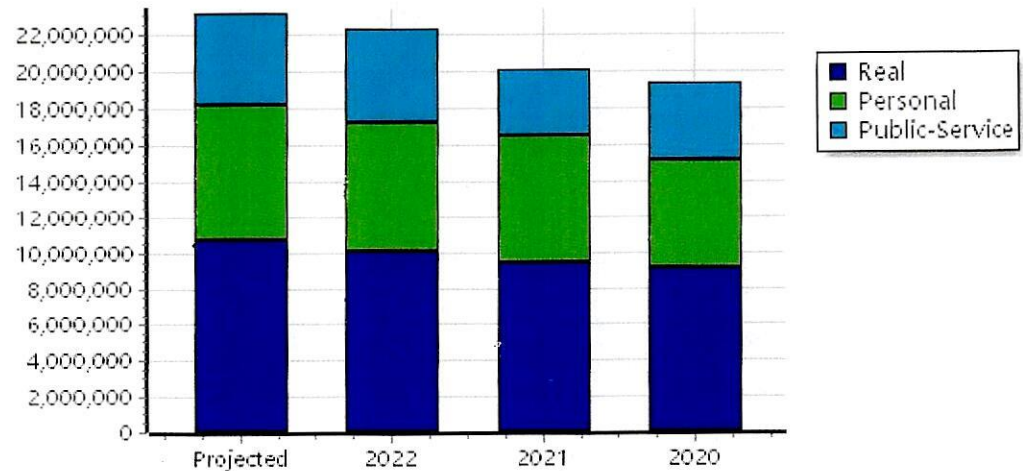
<b>District Totals</b>	
Total Gross Value	2,990,289
Homestead Loss	31,691
Other Exemption Loss	0
<b>TIF Increment Value</b>	
<b>Retained TIF Value</b>	
<b>Net Assessed Value</b>	<b>2,958,598</b>
<b>Net Assessed Under Protest</b>	<b>232,054</b>

\* Public Service Protests Values are not included on this report.

Real	Count	Value
Agricultural	667	3,797,576
Commercial	72	1,501,011
Residential	636	5,915,815
<b>Total Real Value</b>	<b>1,375</b>	<b>11,214,402</b>
Homestead	409	410,000
Veteran	5	104,423
Other	0	0
<b>Total Exempt</b>	<b>415</b>	<b>514,423</b>
<b>TIF Increment Value</b>		
<b>Net Assessed</b>		<b>10,699,979</b>
<b>Net Assessed Under Protest</b>	<b>0</b>	<b>0</b>
Senior Freeze	20	48,376
Capped Parcels	390	1,438,414



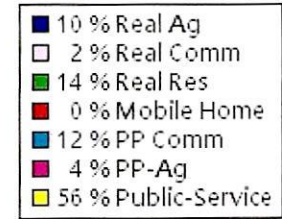
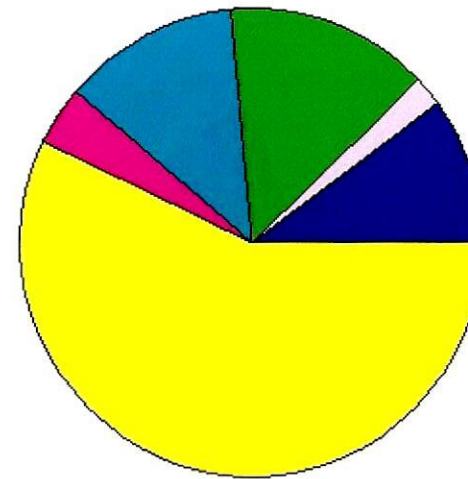
Personal	Count	Value
Agricultural	137	1,592,722
Commercial	82	5,747,059
Mobile Home	52	194,483
<b>Total Personal</b>	<b>271</b>	<b>7,534,264</b>
<b>Total Exempt</b>	<b>0</b>	<b>0</b>
<b>TIF Increment Value</b>		
<b>Net Assessed</b>		<b>7,534,264</b>
<b>Net Assessed Under Protest</b>	<b>2</b>	<b>1,226,990</b>
<b>Public Service</b>		
<b>Total PS Value</b>	<b>36</b>	<b>4,972,072</b>
<b>TIF Increment Value</b>		
<b>Net Assessed</b>		<b>4,972,072</b>



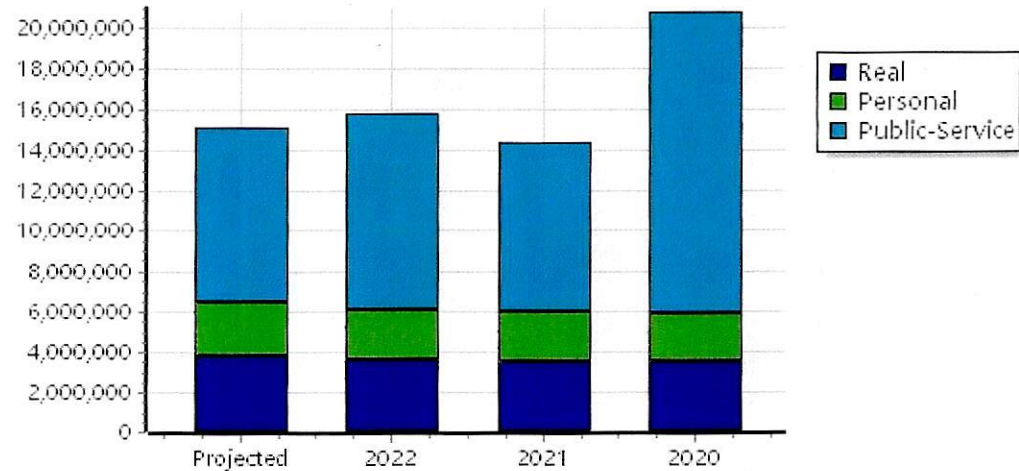
<b>District Totals</b>	
Total Gross Value	23,720,738
Homestead Loss	410,000
Other Exemption Loss	104,423
<b>TIF Increment Value</b>	
<b>Retained TIF Value</b>	
<b>Net Assessed Value</b>	<b>23,206,315</b>
<b>Net Assessed Under Protest</b>	<b>1,226,990</b>

\* Public Service Protests Values are not included on this report.

Real	Count	Value
Agricultural	356	1,666,037
Commercial	28	159,724
Residential	328	2,120,662
<b>Total Real Value</b>	<b>712</b>	<b>3,946,423</b>
Homestead	172	173,947
Veteran	2	17,407
Other	0	0
<b>Total Exempt</b>	<b>176</b>	<b>191,354</b>
<b>TIF Increment Value</b>		
<b>Net Assessed</b>		<b>3,755,069</b>
<b>Net Assessed Under Protest</b>	<b>0</b>	<b>0</b>
Senior Freeze	10	22,301
Capped Parcels	164	349,652



Personal	Count	Value
Agricultural	68	656,021
Commercial	45	1,939,714
Mobile Home	11	49,101
<b>Total Personal</b>	<b>124</b>	<b>2,644,836</b>
<b>Total Exempt</b>	<b>0</b>	<b>0</b>
<b>TIF Increment Value</b>		
<b>Net Assessed</b>		<b>2,644,836</b>
<b>Net Assessed Under Protest</b>	<b>2</b>	<b>435,923</b>
<b>Public Service</b>		
<b>Total PS Value</b>	<b>22</b>	<b>8,717,630</b>
<b>TIF Increment Value</b>		
<b>Net Assessed</b>		<b>8,717,630</b>



<b>District Totals</b>	
Total Gross Value	15,308,889
Homestead Loss	173,947
Other Exemption Loss	17,407
<b>TIF Increment Value</b>	
<b>Retained TIF Value</b>	
<b>Net Assessed Value</b>	<b>15,117,535</b>
<b>Net Assessed Under Protest</b>	<b>435,923</b>

\* Public Service Protests Values are not included on this report.

Real	Count	Value
Agricultural	1,767	7,533,790
Commercial	294	4,991,345
Residential	1,597	13,152,444
<b>Total Real Value</b>	<b>3,658</b>	<b>25,677,579</b>
Homestead	856	868,491
Veteran	8	113,972
Other	0	0
<b>Total Exempt</b>	<b>878</b>	<b>982,463</b>

**TIF Increment Value**

<b>Net Assessed</b>		<b>24,695,116</b>
<b>Net Assessed Under Protest</b>	<b>0</b>	<b>0</b>
Senior Freeze	52	158,085
Capped Parcels	2,157	10,226,247

Personal	Count	Value
Agricultural	231	2,133,862
Commercial	282	21,871,077
Mobile Home	49	124,004
<b>Total Personal</b>	<b>562</b>	<b>24,128,943</b>
<b>Total Exempt</b>	<b>1</b>	<b>588,813</b>

**TIF Increment Value**

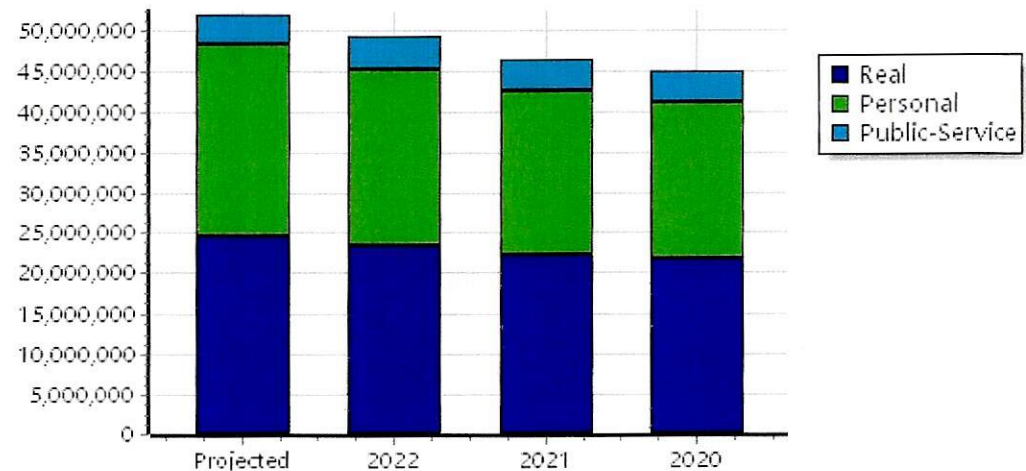
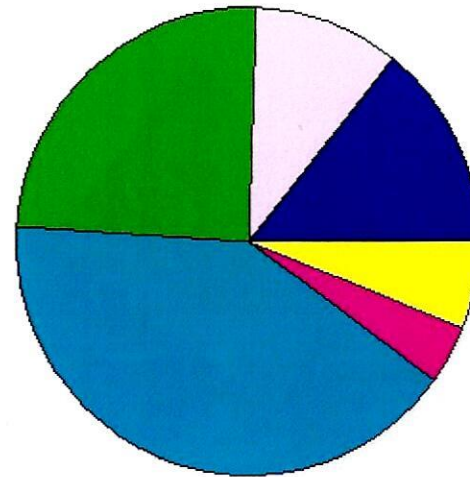
<b>Net Assessed</b>		<b>23,540,130</b>
<b>Net Assessed Under Protest</b>	<b>2</b>	<b>4,794,706</b>

Public Service	Count	Value
<b>Total PS Value</b>	<b>25</b>	<b>3,578,719</b>
<b>TIF Increment Value</b>		
<b>Net Assessed</b>		<b>3,578,719</b>

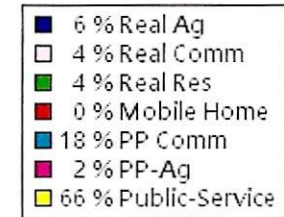
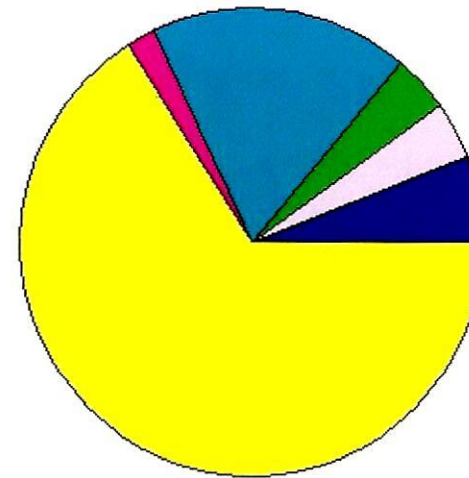
**District Totals**

Total Gross Value	53,385,241
Homestead Loss	868,491
Other Exemption Loss	702,785
<b>TIF Increment Value</b>	
<b>Retained TIF Value</b>	
<b>Net Assessed Value</b>	<b>51,813,965</b>
<b>Net Assessed Under Protest</b>	<b>4,794,706</b>

\* Public Service Protests Values are not included on this report.



Real	Count	Value
Agricultural	613	2,925,297
Commercial	48	2,372,801
Residential	294	2,285,130
<b>Total Real Value</b>	<b>955</b>	<b>7,583,228</b>
Homestead	168	170,397
Veteran	0	0
Other	0	0
<b>Total Exempt</b>	<b>170</b>	<b>170,397</b>



**TIF Increment Value**

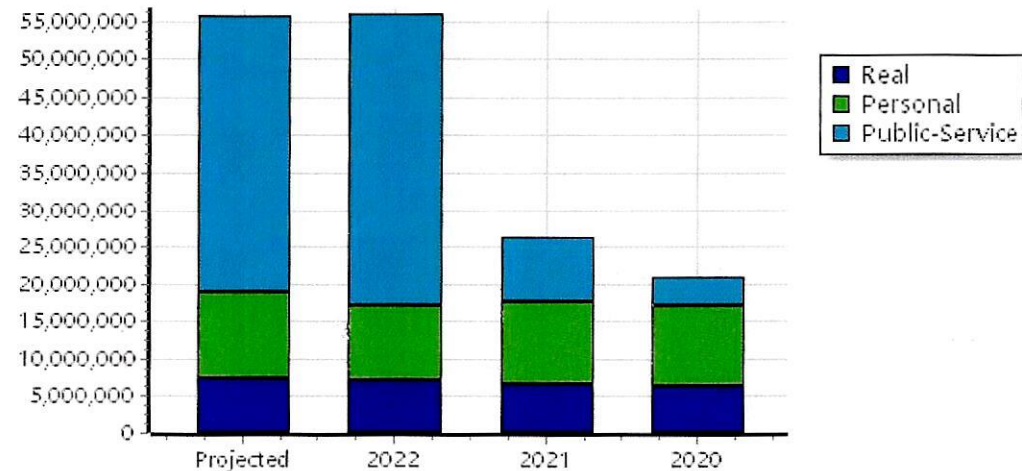
<b>Net Assessed</b>		<b>7,412,831</b>
<b>Net Assessed Under Protest</b>	<b>0</b>	<b>0</b>
Senior Freeze	15	80,575
Capped Parcels	430	1,406,744

Personal	Count	Value
Agricultural	78	908,140
Commercial	59	10,575,462
Mobile Home	10	42,332
<b>Total Personal</b>	<b>147</b>	<b>11,525,934</b>
<b>Total Exempt</b>	<b>0</b>	<b>0</b>

**TIF Increment Value**

<b>Net Assessed</b>		<b>11,525,934</b>
<b>Net Assessed Under Protest</b>	<b>3</b>	<b>1,094,938</b>

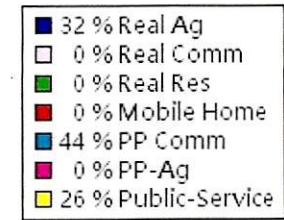
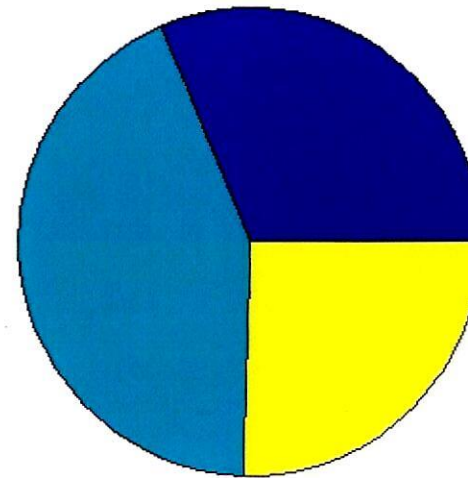
Public Service	Count	Value
<b>Total PS Value</b>	<b>29</b>	<b>36,701,844</b>
<b>TIF Increment Value</b>		
<b>Net Assessed</b>		<b>36,701,844</b>



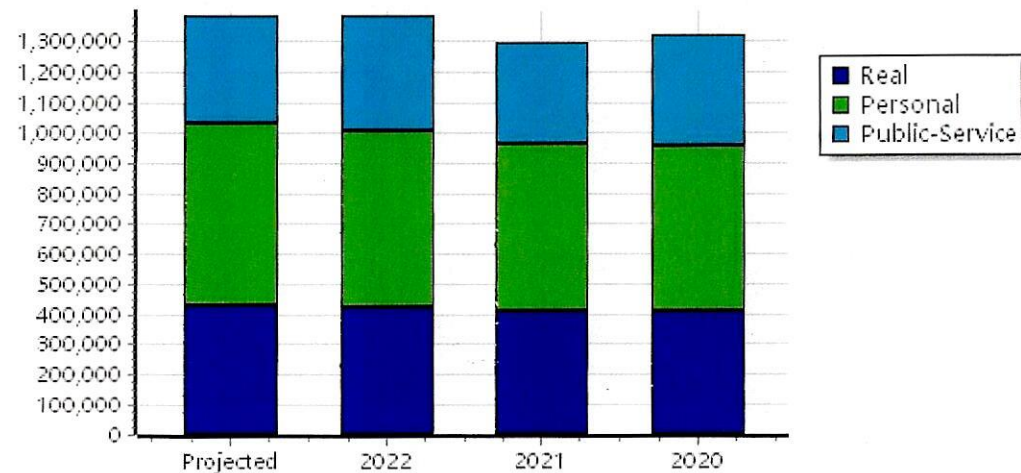
District Totals	
Total Gross Value	55,811,006
Homestead Loss	170,397
Other Exemption Loss	0
<b>TIF Increment Value</b>	
<b>Retained TIF Value</b>	
<b>Net Assessed Value</b>	<b>55,640,609</b>
<b>Net Assessed Under Protest</b>	<b>1,094,938</b>

\* Public Service Protests Values are not included on this report.

Real	Count	Value
Agricultural	42	431,904
Commercial	0	0
Residential	0	0
<b>Total Real Value</b>	<b>42</b>	<b>431,904</b>
Homestead	1	1,000
Veteran	0	0
Other	0	0
<b>Total Exempt</b>	<b>1</b>	<b>1,000</b>
<b>TIF Increment Value</b>		
<b>Net Assessed</b>		<b>430,904</b>
<b>Net Assessed Under Protest</b>	<b>0</b>	<b>0</b>
Senior Freeze	0	0
Capped Parcels	18	105,033



Personal	Count	Value
Agricultural	1	1,929
Commercial	5	600,421
Mobile Home	0	0
<b>Total Personal</b>	<b>6</b>	<b>602,350</b>
<b>Total Exempt</b>	<b>0</b>	<b>0</b>
<b>TIF Increment Value</b>		
<b>Net Assessed</b>		<b>602,350</b>
<b>Net Assessed Under Protest</b>	<b>2</b>	<b>269,217</b>
<b>Public Service</b>		
<b>Total PS Value</b>	<b>5</b>	<b>347,767</b>
<b>TIF Increment Value</b>		
<b>Net Assessed</b>		<b>347,767</b>


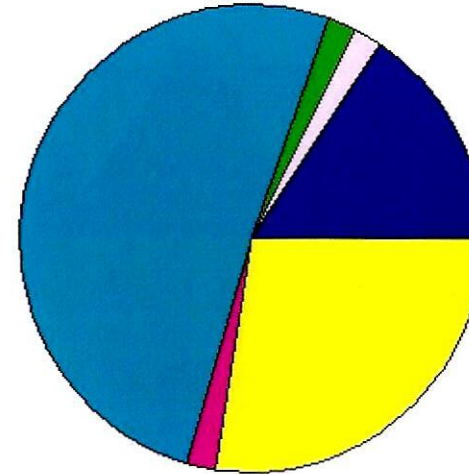


<b>District Totals</b>	
Total Gross Value	1,382,021
Homestead Loss	1,000
Other Exemption Loss	0
<b>TIF Increment Value</b>	
<b>Retained TIF Value</b>	
<b>Net Assessed Value</b>	<b>1,381,021</b>
<b>Net Assessed Under Protest</b>	<b>269,217</b>

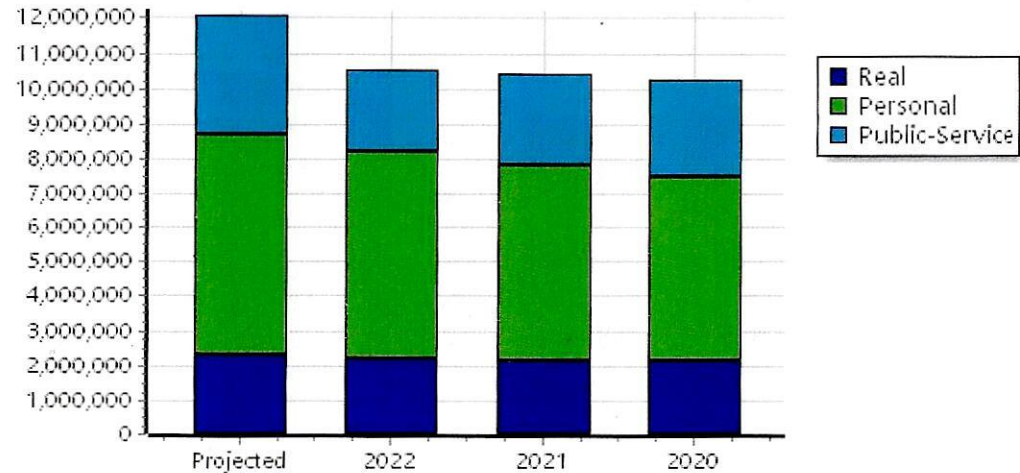
\* Public Service Protests Values are not included on this report.



Real	Count	Value
Agricultural	508	1,930,770
Commercial	7	283,148
Residential	17	151,729
<b>Total Real Value</b>	<b>532</b>	<b>2,365,647</b>
Homestead	28	29,000
Veteran	0	0
Other	0	0
<b>Total Exempt</b>	<b>29</b>	<b>29,000</b>
<b>TIF Increment Value</b>		
<b>Net Assessed</b>		<b>2,336,647</b>
<b>Net Assessed Under Protest</b>	<b>0</b>	<b>0</b>
Senior Freeze	1	601
Capped Parcels	161	375,024



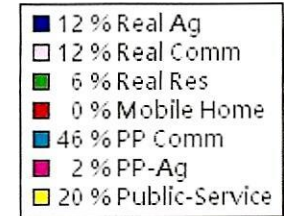
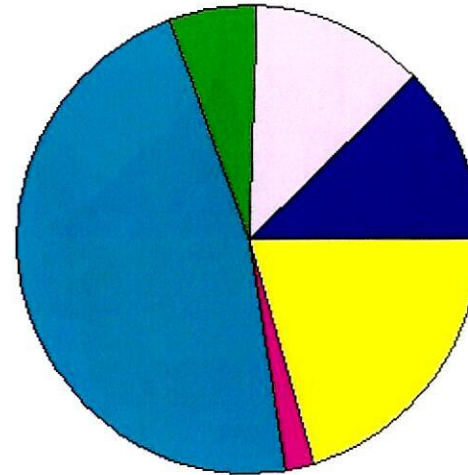
Personal	Count	Value
Agricultural	17	138,356
Commercial	24	6,219,398
Mobile Home	3	20,756
<b>Total Personal</b>	<b>44</b>	<b>6,378,510</b>
<b>Total Exempt</b>	<b>0</b>	<b>0</b>
<b>TIF Increment Value</b>		
<b>Net Assessed</b>		<b>6,378,510</b>
<b>Net Assessed Under Protest</b>	<b>2</b>	<b>2,184,037</b>
Public Service	Count	Value
<b>Total PS Value</b>	<b>12</b>	<b>3,360,917</b>
<b>TIF Increment Value</b>		
<b>Net Assessed</b>		<b>3,360,917</b>



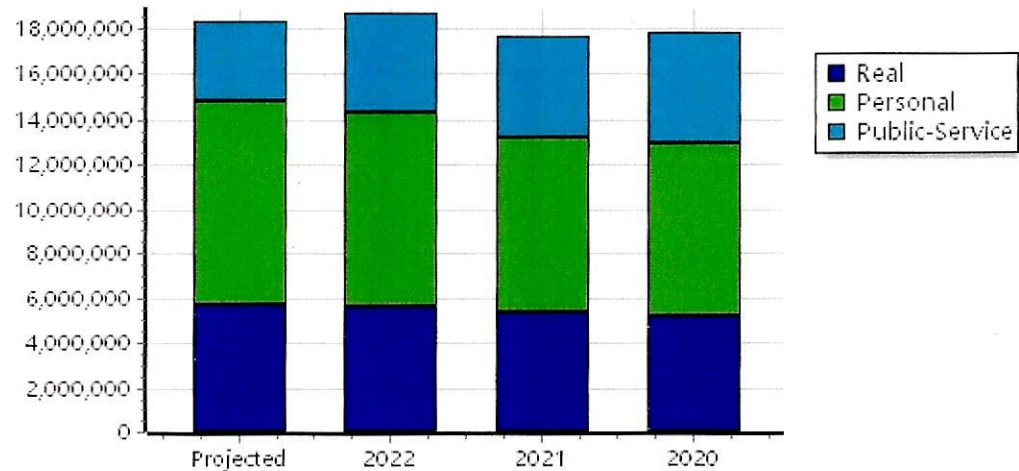
District Totals	
Total Gross Value	12,105,074
Homestead Loss	29,000
Other Exemption Loss	0
<b>TIF Increment Value</b>	
<b>Retained TIF Value</b>	
<b>Net Assessed Value</b>	<b>12,076,074</b>
<b>Net Assessed Under Protest</b>	<b>2,184,037</b>

\* Public Service Protests Values are not included on this report.

Real	Count	Value
Agricultural	614	2,334,815
Commercial	26	2,223,019
Residential	145	1,246,099
<b>Total Real Value</b>	<b>785</b>	<b>5,803,933</b>
Homestead	111	110,584
Veteran	1	13,153
Other	0	0
<b>Total Exempt</b>	<b>112</b>	<b>123,737</b>
<b>TIF Increment Value</b>		
<b>Net Assessed</b>		<b>5,680,196</b>
<b>Net Assessed Under Protest</b>	<b>0</b>	<b>0</b>
Senior Freeze	2	3,544
Capped Parcels	346	773,025



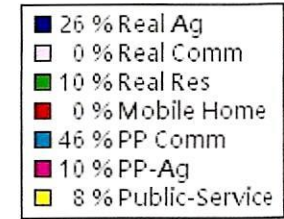
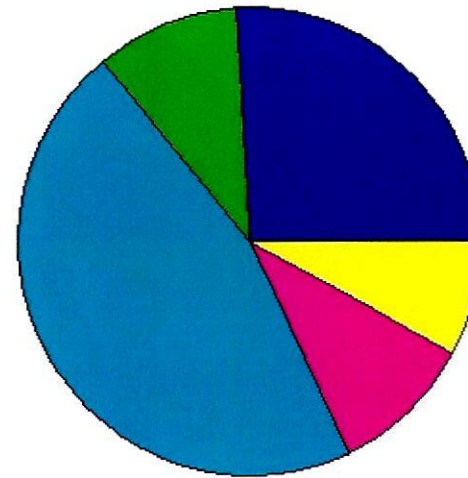
Personal	Count	Value
Agricultural	63	391,280
Commercial	42	8,676,516
Mobile Home	16	76,577
<b>Total Personal</b>	<b>121</b>	<b>9,144,373</b>
<b>Total Exempt</b>	<b>0</b>	<b>0</b>
<b>TIF Increment Value</b>		
<b>Net Assessed</b>		<b>9,144,373</b>
<b>Net Assessed Under Protest</b>	<b>2</b>	<b>3,770,021</b>
<b>Public Service</b>		
<b>Total PS Value</b>	<b>13</b>	<b>3,513,782</b>
<b>TIF Increment Value</b>		
<b>Net Assessed</b>		<b>3,513,782</b>



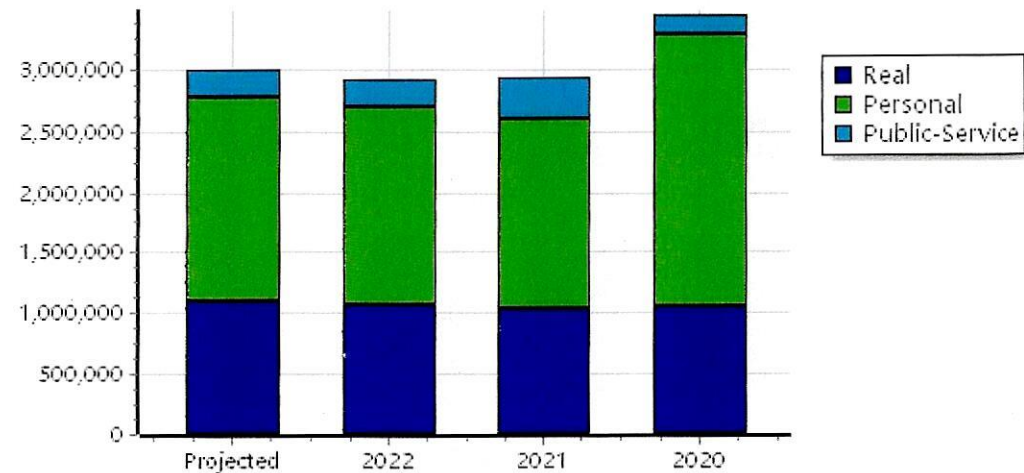
<b>District Totals</b>	
Total Gross Value	18,462,088
Homestead Loss	110,584
Other Exemption Loss	13,153
<b>TIF Increment Value</b>	
<b>Retained TIF Value</b>	
<b>Net Assessed Value</b>	<b>18,338,351</b>
<b>Net Assessed Under Protest</b>	<b>3,770,021</b>

\* Public Service Protests Values are not included on this report.

Real	Count	Value
Agricultural	193	818,202
Commercial	1	1,832
Residential	28	307,299
<b>Total Real Value</b>	<b>222</b>	<b>1,127,333</b>
Homestead	27	27,000
Veteran	0	0
Other	0	0
<b>Total Exempt</b>	<b>27</b>	<b>27,000</b>
<b>TIF Increment Value</b>		
<b>Net Assessed</b>		<b>1,100,333</b>
<b>Net Assessed Under Protest</b>	<b>0</b>	<b>0</b>
Senior Freeze	0	0
Capped Parcels	80	128,352



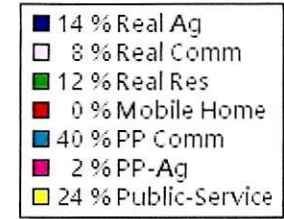
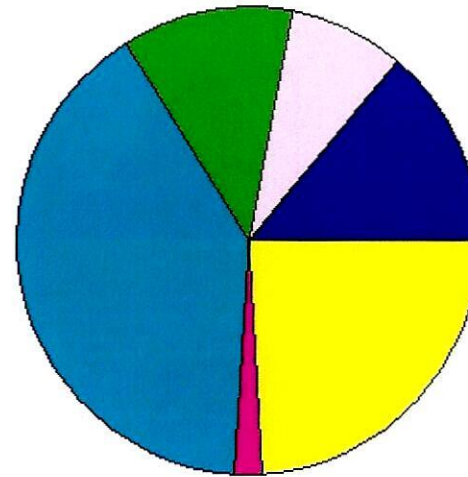
Personal	Count	Value
Agricultural	24	274,606
Commercial	16	1,401,155
Mobile Home	2	2,160
<b>Total Personal</b>	<b>42</b>	<b>1,677,921</b>
<b>Total Exempt</b>	<b>0</b>	<b>0</b>
<b>TIF Increment Value</b>		
<b>Net Assessed</b>		<b>1,677,921</b>
<b>Net Assessed Under Protest</b>	<b>3</b>	<b>214,722</b>
<b>Public Service</b>		
<b>Total PS Value</b>	<b>9</b>	<b>227,361</b>
<b>TIF Increment Value</b>		
<b>Net Assessed</b>		<b>227,361</b>



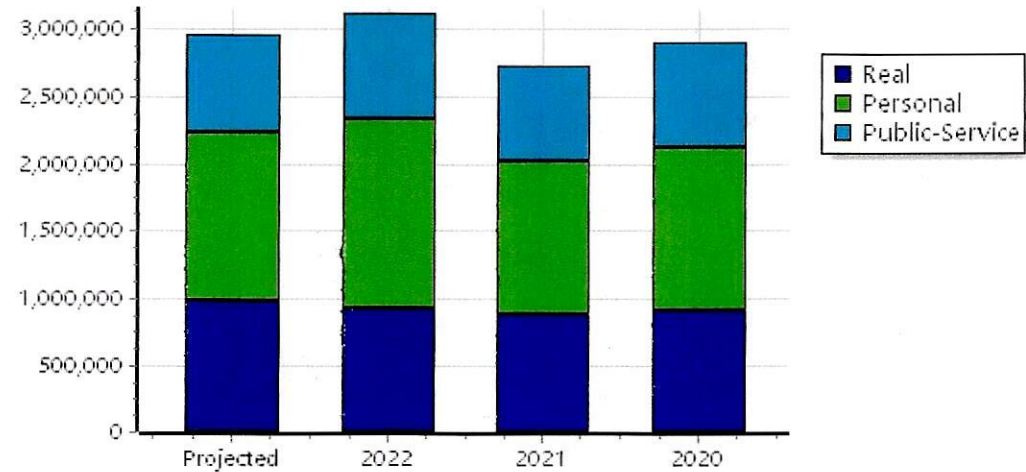
<b>District Totals</b>	
Total Gross Value	3,032,615
Homestead Loss	27,000
Other Exemption Loss	0
<b>TIF Increment Value</b>	
<b>Retained TIF Value</b>	
<b>Net Assessed Value</b>	<b>3,005,615</b>
<b>Net Assessed Under Protest</b>	<b>214,722</b>

\* Public Service Protests Values are not included on this report.

Real	Count	Value
Agricultural	144	421,800
Commercial	5	253,541
Residential	46	338,468
<b>Total Real Value</b>	<b>195</b>	<b>1,013,809</b>
Homestead	32	31,691
Veteran	0	0
Other	0	0
<b>Total Exempt</b>	<b>32</b>	<b>31,691</b>
<b>TIF Increment Value</b>		
<b>Net Assessed</b>		<b>982,118</b>
<b>Net Assessed Under Protest</b>	<b>0</b>	<b>0</b>
Senior Freeze	2	3,486
Capped Parcels	96	351,937



Personal	Count	Value
Agricultural	12	39,622
Commercial	15	1,208,029
Mobile Home	4	8,350
<b>Total Personal</b>	<b>31</b>	<b>1,256,001</b>
<b>Total Exempt</b>	<b>0</b>	<b>0</b>
<b>TIF Increment Value</b>		
<b>Net Assessed</b>		<b>1,256,001</b>
<b>Net Assessed Under Protest</b>	<b>2</b>	<b>232,054</b>
<b>Public Service</b>		
<b>Total PS Value</b>	<b>7</b>	<b>720,479</b>
<b>TIF Increment Value</b>		
<b>Net Assessed</b>		<b>720,479</b>



<b>District Totals</b>	
Total Gross Value	2,990,289
Homestead Loss	31,691
Other Exemption Loss	0
<b>TIF Increment Value</b>	
<b>Retained TIF Value</b>	
<b>Net Assessed Value</b>	<b>2,958,598</b>
<b>Net Assessed Under Protest</b>	<b>232,054</b>

\* Public Service Protests Values are not included on this report.

Real	Count	Value
Agricultural	4	16,391
Commercial	0	0
Residential	1	9,534
<b>Total Real Value</b>	<b>5</b>	<b>25,925</b>
Homestead	1	1,000
Veteran	0	0
Other	0	0
<b>Total Exempt</b>	<b>1</b>	<b>1,000</b>
<b>TIF Increment Value</b>		
<b>Net Assessed</b>		<b>24,925</b>
<b>Net Assessed Under Protest</b>	<b>0</b>	<b>0</b>
Senior Freeze	0	0
Capped Parcels	2	8,289

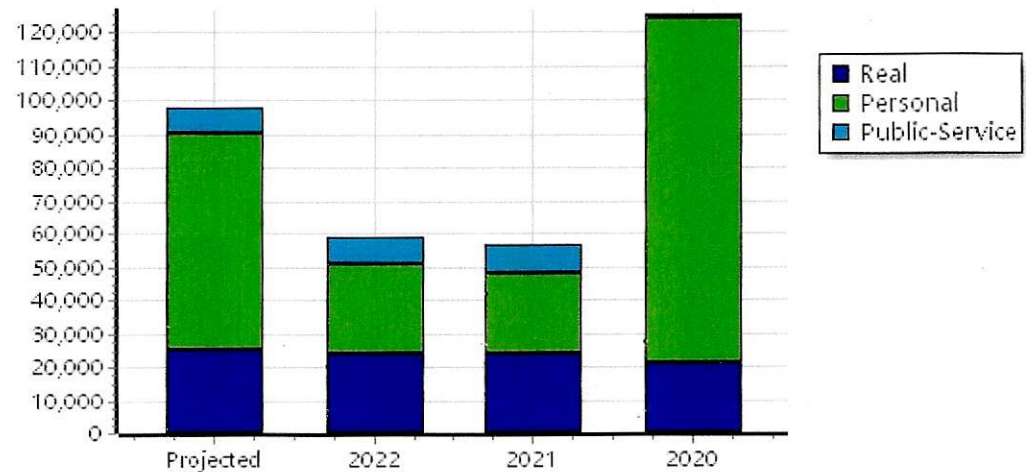
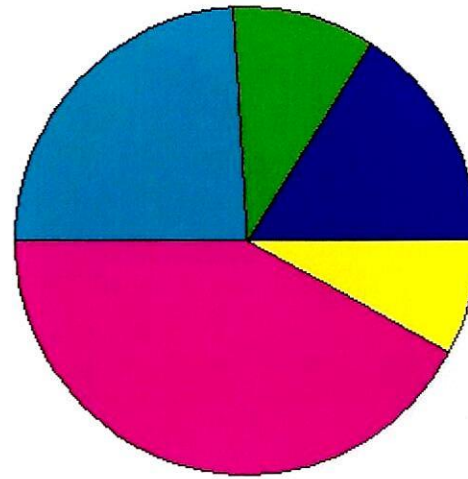
Personal	Count	Value
Agricultural	3	42,550
Commercial	4	23,089
Mobile Home	0	0
<b>Total Personal</b>	<b>7</b>	<b>65,639</b>
<b>Total Exempt</b>	<b>0</b>	<b>0</b>

<b>TIF Increment Value</b>		
<b>Net Assessed</b>		<b>65,639</b>
<b>Net Assessed Under Protest</b>	<b>1</b>	<b>1,237</b>

Public Service	Count	Value
<b>Total PS Value</b>	<b>5</b>	<b>7,402</b>
<b>TIF Increment Value</b>		
<b>Net Assessed</b>		<b>7,402</b>

District Totals	
Total Gross Value	98,966
Homestead Loss	1,000
Other Exemption Loss	0
<b>TIF Increment Value</b>	
<b>Retained TIF Value</b>	
<b>Net Assessed Value</b>	<b>97,966</b>
<b>Net Assessed Under Protest</b>	<b>1,237</b>

\* Public Service Protests Values are not included on this report.



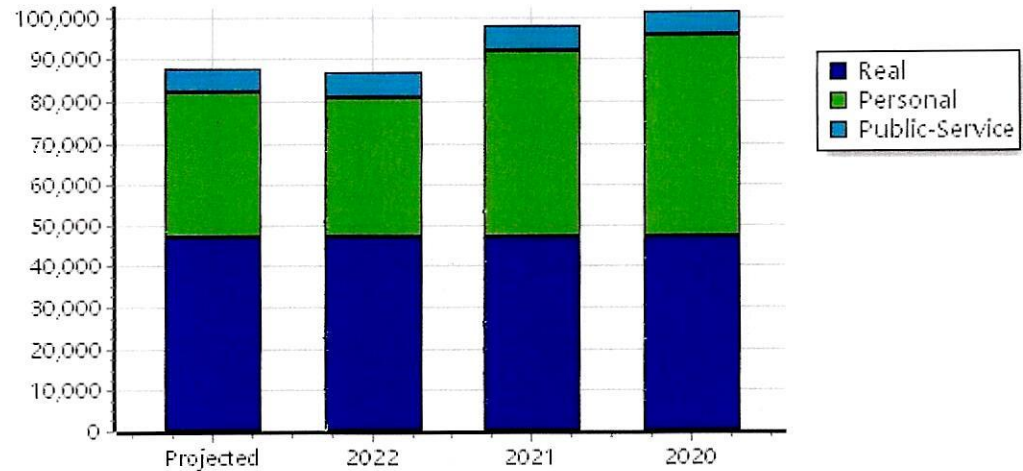
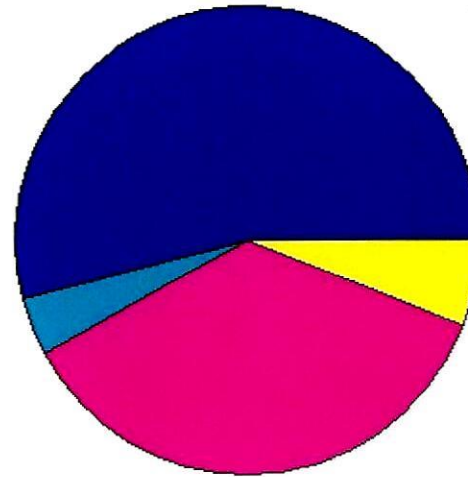
Real	Count	Value
Agricultural	5	46,975
Commercial	0	0
Residential	0	0
<b>Total Real Value</b>	<b>5</b>	<b>46,975</b>
Homestead	0	0
Veteran	0	0
Other	0	0
<b>Total Exempt</b>	<b>0</b>	<b>0</b>
<b>TIF Increment Value</b>		
<b>Net Assessed</b>		<b>46,975</b>
<b>Net Assessed Under Protest</b>	<b>0</b>	<b>0</b>
Senior Freeze	0	0
Capped Parcels	0	0

Personal	Count	Value
Agricultural	1	30,949
Commercial	2	4,179
Mobile Home	0	0
<b>Total Personal</b>	<b>3</b>	<b>35,128</b>
<b>Total Exempt</b>	<b>0</b>	<b>0</b>
<b>TIF Increment Value</b>		
<b>Net Assessed</b>		<b>35,128</b>
<b>Net Assessed Under Protest</b>	<b>1</b>	<b>1,285</b>

Public Service	Count	Value
<b>Total PS Value</b>	<b>3</b>	<b>5,862</b>
<b>TIF Increment Value</b>		
<b>Net Assessed</b>		<b>5,862</b>

<b>District Totals</b>	
Total Gross Value	87,965
Homestead Loss	0
Other Exemption Loss	0
<b>TIF Increment Value</b>	
<b>Retained TIF Value</b>	
<b>Net Assessed Value</b>	<b>87,965</b>
<b>Net Assessed Under Protest</b>	<b>1,285</b>

\* Public Service Protests Values are not included on this report.



Real	Count	Value
Agricultural	11	55,621
Commercial	0	0
Residential	2	10,953
<b>Total Real Value</b>	<b>13</b>	<b>66,574</b>
Homestead	3	3,000
Veteran	0	0
Other	0	0
<b>Total Exempt</b>	<b>3</b>	<b>3,000</b>
<b>TIF Increment Value</b>		
<b>Net Assessed</b>		<b>63,574</b>
<b>Net Assessed Under Protest</b>	<b>0</b>	<b>0</b>
Senior Freeze	0	0
Capped Parcels	6	18,943

Personal	Count	Value
Agricultural	3	13,205
Commercial	5	106,859
Mobile Home	0	0
<b>Total Personal</b>	<b>8</b>	<b>120,064</b>
<b>Total Exempt</b>	<b>0</b>	<b>0</b>

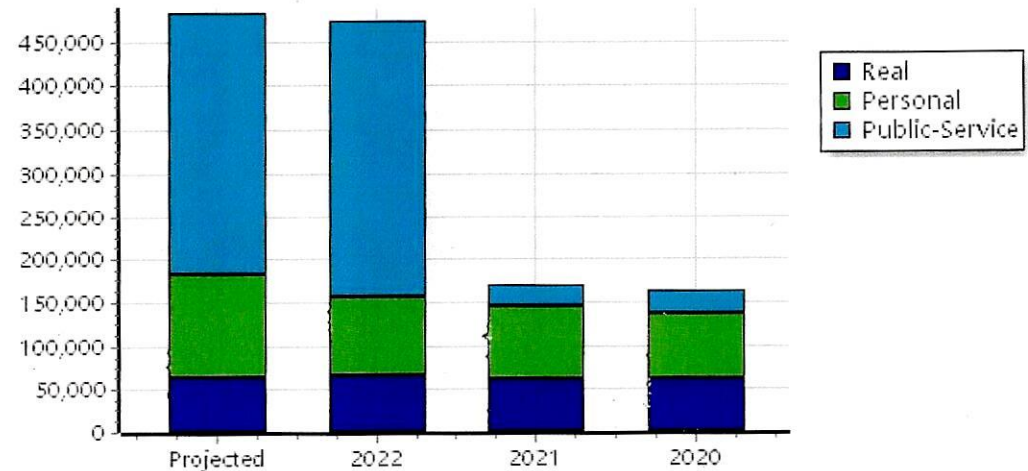
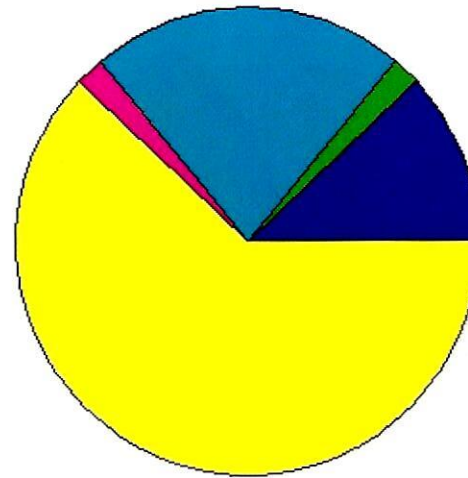
<b>TIF Increment Value</b>		
<b>Net Assessed</b>		<b>120,064</b>
<b>Net Assessed Under Protest</b>	<b>1</b>	<b>23,249</b>

Public Service	Count	Value
<b>Total PS Value</b>	<b>8</b>	<b>298,864</b>

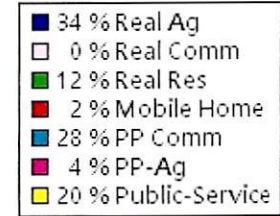
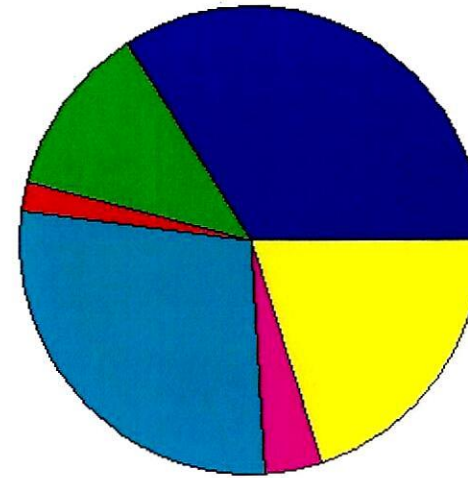
<b>TIF Increment Value</b>		
<b>Net Assessed</b>		<b>298,864</b>

District Totals	
Total Gross Value	485,502
Homestead Loss	3,000
Other Exemption Loss	0
<b>TIF Increment Value</b>	
<b>Retained TIF Value</b>	
<b>Net Assessed Value</b>	<b>482,502</b>
<b>Net Assessed Under Protest</b>	<b>23,249</b>

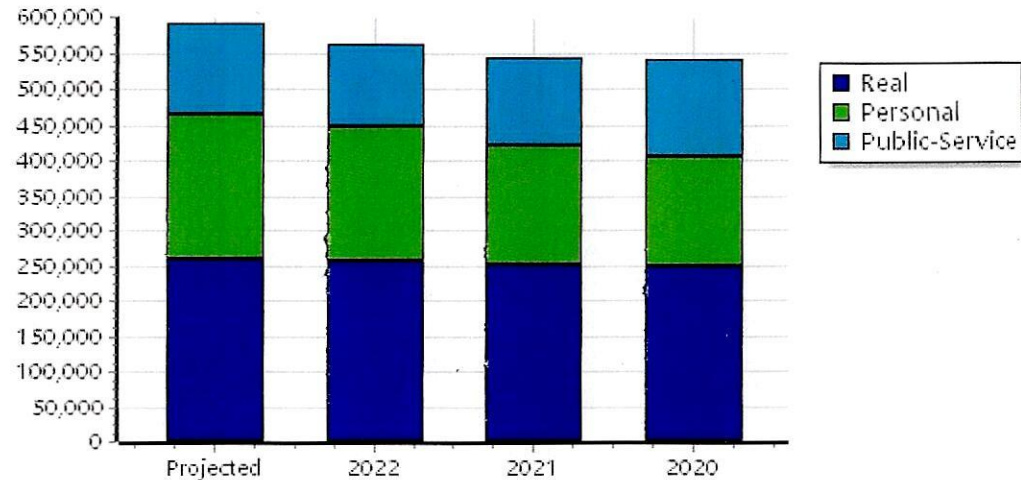
\* Public Service Protests Values are not included on this report.



Real	Count	Value
Agricultural	35	203,701
Commercial	0	0
Residential	7	69,729
<b>Total Real Value</b>	<b>42</b>	<b>273,430</b>
Homestead	11	13,000
Veteran	0	0
Other	0	0
<b>Total Exempt</b>	<b>13</b>	<b>13,000</b>
<b>TIF Increment Value</b>		
<b>Net Assessed</b>		<b>260,430</b>
<b>Net Assessed Under Protest</b>	<b>0</b>	<b>0</b>
Senior Freeze	4	11,482
Capped Parcels	4	3,435



Personal	Count	Value
Agricultural	6	27,741
Commercial	4	171,423
Mobile Home	2	6,588
<b>Total Personal</b>	<b>12</b>	<b>205,752</b>
<b>Total Exempt</b>	<b>0</b>	<b>0</b>
<b>TIF Increment Value</b>		
<b>Net Assessed</b>		<b>205,752</b>
<b>Net Assessed Under Protest</b>	<b>1</b>	<b>90,557</b>
<b>Public Service</b>		
<b>Total PS Value</b>	<b>9</b>	<b>126,069</b>
<b>TIF Increment Value</b>		
<b>Net Assessed</b>		<b>126,069</b>

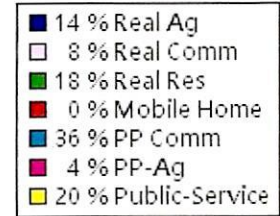
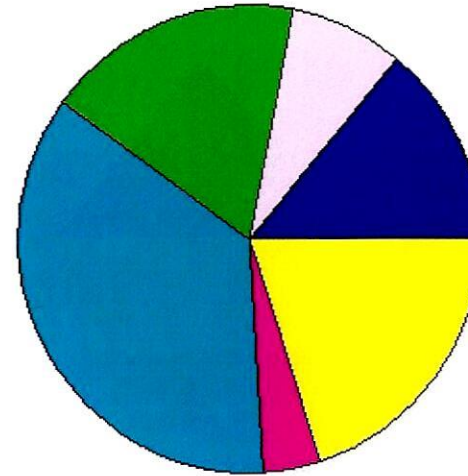


<b>District Totals</b>	
Total Gross Value	605,251
Homestead Loss	13,000
Other Exemption Loss	0
<b>TIF Increment Value</b>	
<b>Retained TIF Value</b>	
<b>Net Assessed Value</b>	<b>592,251</b>
<b>Net Assessed Under Protest</b>	<b>90,557</b>


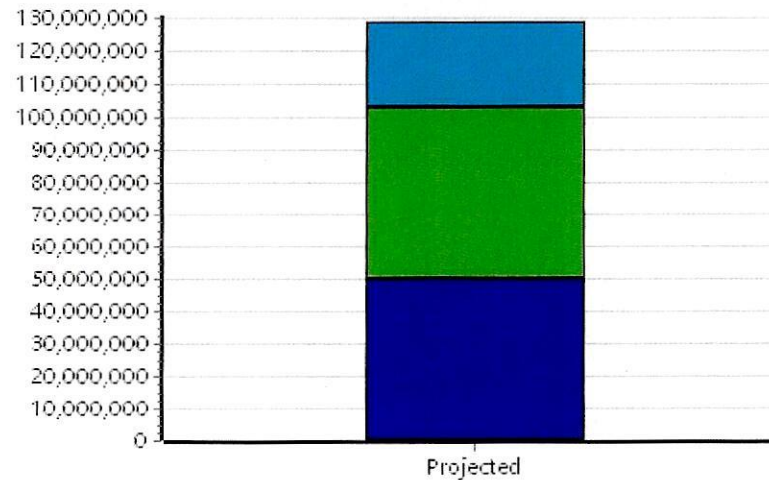
\* Public Service Protests Values are not included on this report.



Real	Count	Value
Agricultural	4,330	19,154,986
Commercial	433	9,413,620
Residential	2,805	23,311,779
<b>Total Real Value</b>	<b>7,568</b>	<b>51,880,385</b>
Homestead	1,648	1,665,713
Veteran	16	248,955
Other	0	0
<b>Total Exempt</b>	<b>1,684</b>	<b>1,914,668</b>
<b>TIF Increment Value</b>		
<b>Net Assessed</b>		<b>49,965,717</b>
<b>Net Assessed Under Protest</b>	<b>0</b>	<b>0</b>
Senior Freeze	91	247,875
Capped Parcels	3,418	13,759,408



Personal	Count	Value
Agricultural	562	5,298,689
Commercial	519	47,857,881
Mobile Home	139	482,019
<b>Total Personal</b>	<b>1,220</b>	<b>53,638,589</b>
<b>Total Exempt</b>	<b>1</b>	<b>588,813</b>
<b>TIF Increment Value</b>		
<b>Net Assessed</b>		<b>53,049,776</b>
<b>Net Assessed Under Protest</b>	<b>19</b>	<b>13,219,464</b>
<b>Public Service</b>		
<b>Total PS Value</b>	<b>143</b>	<b>25,572,198</b>
<b>TIF Increment Value</b>		
<b>Net Assessed</b>		<b>25,572,198</b>



<b>District Totals</b>	
Total Gross Value	131,091,172
Homestead Loss	1,665,713
Other Exemption Loss	837,768
<b>TIF Increment Value</b>	
<b>Retained TIF Value</b>	
<b>Net Assessed Value</b>	<b>128,587,691</b>
<b>Net Assessed Under Protest</b>	<b>13,219,464</b>

\* Public Service Protests Values are not included on this report.

Real	Count	Value
Agricultural	629	3,027,893
Commercial	48	2,372,801
Residential	296	2,296,083
<b>Total Real Value</b>	<b>973</b>	<b>7,696,777</b>
Homestead	171	173,397
Veteran	0	0
Other	0	0
<b>Total Exempt</b>	<b>173</b>	<b>173,397</b>

**TIF Increment Value**

<b>Net Assessed</b>		<b>7,523,380</b>
<b>Net Assessed Under Protest</b>	<b>0</b>	<b>0</b>
Senior Freeze	15	80,575
Capped Parcels	436	1,425,687

Personal	Count	Value
Agricultural	82	952,294
Commercial	66	10,686,500
Mobile Home	10	42,332
<b>Total Personal</b>	<b>158</b>	<b>11,681,126</b>
<b>Total Exempt</b>	<b>0</b>	<b>0</b>

**TIF Increment Value**

<b>Net Assessed</b>		<b>11,681,126</b>
<b>Net Assessed Under Protest</b>	<b>5</b>	<b>1,119,472</b>

Public Service	Count	Value
<b>Total PS Value</b>	<b>40</b>	<b>37,006,570</b>

**TIF Increment Value**

<b>Net Assessed</b>		<b>37,006,570</b>
---------------------	--	-------------------

**District Totals**

Total Gross Value	56,384,473
Homestead Loss	173,397
Other Exemption Loss	0
<b>TIF Increment Value</b>	
<b>Retained TIF Value</b>	
<b>Net Assessed Value</b>	<b>56,211,076</b>
<b>Net Assessed Under Protest</b>	<b>1,119,472</b>

\* Public Service Protests Values are not included on this report.

